

## Installing the CA-Certificates with the Firefox

Certificates are an important security feature for web Browsers. They can be seen as a digital ID card of a server and identify your web server. In addition, and are needed for proper encryption of data transferred.

Meanwhile, the Max Planck Society has a so called certificate authority. This can be compared to a passport office, which can provide and approve digital IDs of servers and people. At the MPI of Economics, we use those certificates to properly identify our web servers. In order to get this to work properly, you must load the certificates into your browser. This must be done just once. Please read below, how it would work. In case of questions or problems, please do not hesitate to ask at the IT department.

Best regards

Thomas Baumann  
Head of IT

You need to install a 'chain of trust'.

Just follow the steps and click the buttons or links highlighted with the red border.

Open the Max Planck Institute of Economics Homepage.



Click on “install certificates”



Choose the “1. Rootcertificate” entry



### Secure Connection Failed

pki.pca.dfn.de uses an invalid security certificate.

The certificate is not trusted because the issuer certificate is not trusted.

(Error code: sec\_error\_untrusted\_issuer)

- This could be a problem with the server's configuration, or it could be someone trying to impersonate the server.
- If you have connected to this server successfully in the past, the error may be temporary, and you can try again later.

[Or you can add an exception...](#)

Choose “Or you can add an exception...”



### Secure Connection Failed

pki.pca.dfn.de uses an invalid security certificate.

The certificate is not trusted because the issuer certificate is not trusted.

(Error code: sec\_error\_untrusted\_issuer)

- This could be a problem with the server's configuration, or it could be someone trying to impersonate the server.
- If you have connected to this server successfully in the past, the error may be temporary, and you can try again later.

You should not add an exception if you are using an internet connection that you do not trust completely or if you are not used to seeing a warning for this server.

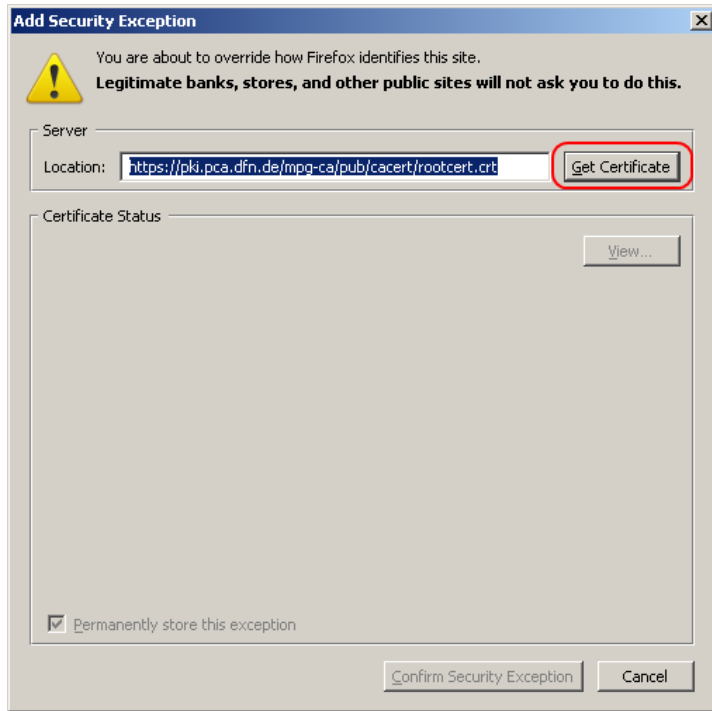
Get me out of here!

Add Exception...

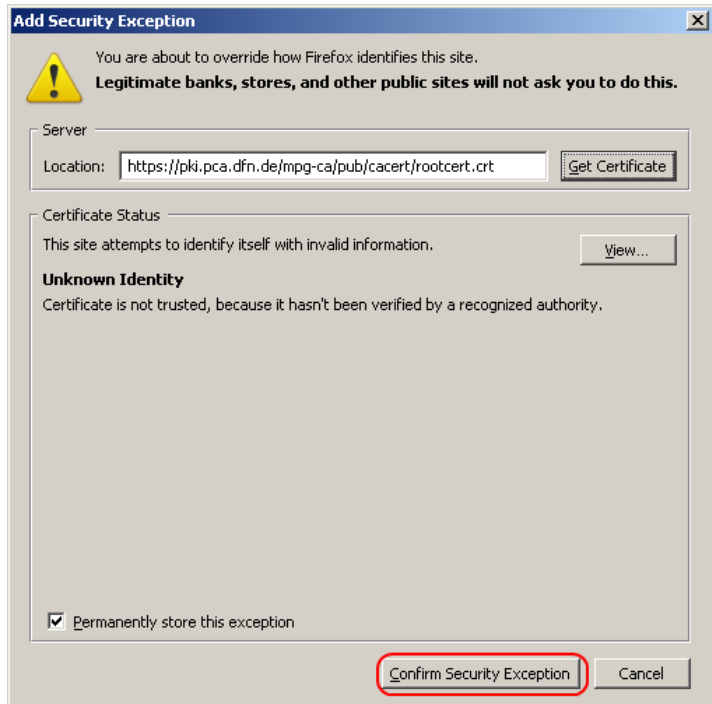
Choose “Add Exception”



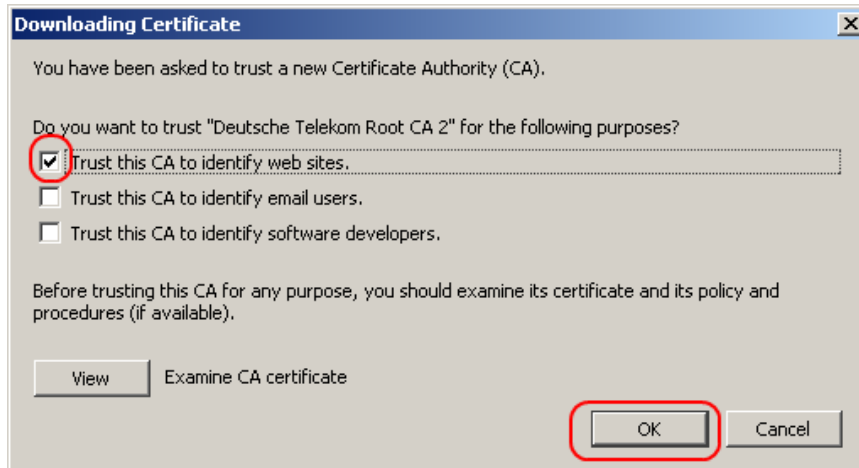
In newer Versions of Firefox the certificate of 'Deutsche Telekom' is already included. In this case, the security warnings will no longer appear.



Click “Get Certificate”



Click “Confirm Security Exception”



Make a sign in front of “Trust this CA to identify web sites” and click “Ok”

Now repeat the last step for “2. DFN-PCA Certificate” and “3. MPG CA Certificate”.

